

Difference between Storage Water Heater & Instant Water Heater



INSTANT WATER HEATER

Instant water heater is called instantaneous single point system which heats up cold water instantly to warm water after passing through the heating element without waiting time.

1 Standing Shower

1 Power Point

Cold Water Pipe

STORAGE WATER HEATER

Storage Water Heater System is a hot tank system for a multipoint solution which operates with mixer tap system and can supply to more than 1 shower point such as bathtub, jacuzzi, rainshower, sink or basin or washing machine.

Multipoint System

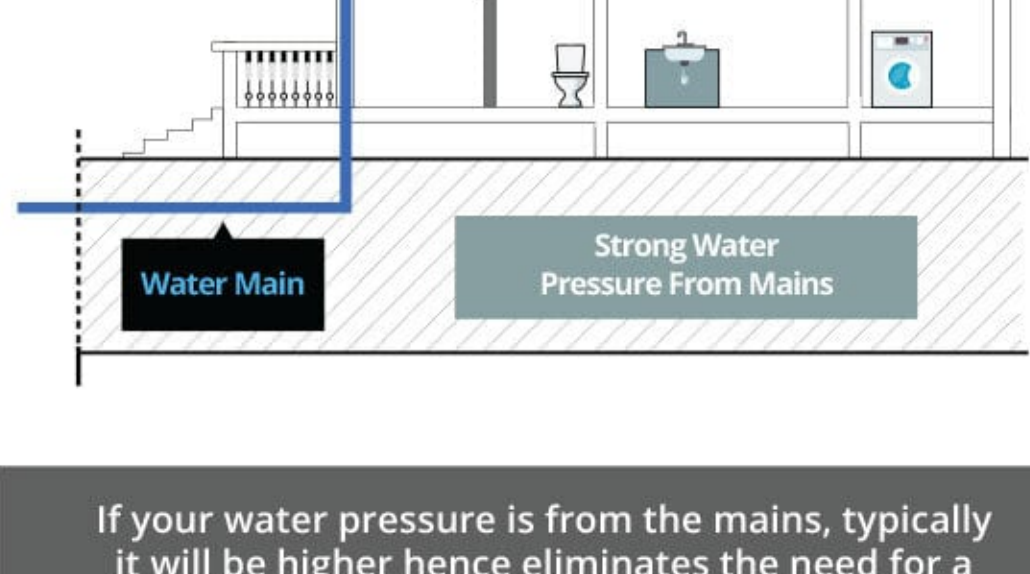
1 Power Point

Hot & Cold Pipes

Here are a few tips to consider before buying a instant water heater:

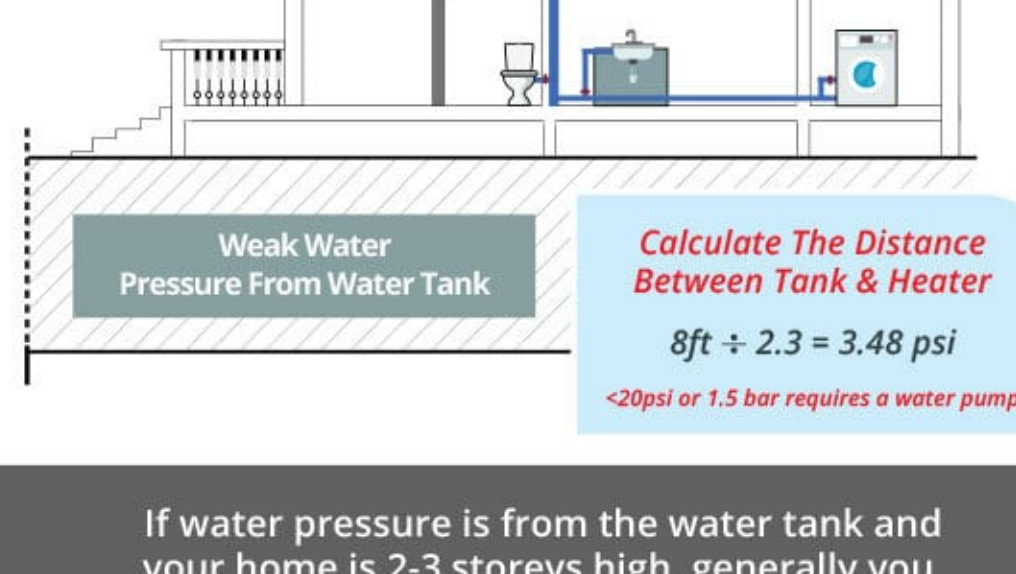
1 Check the piping system in the house.

Water Pressure System from Mains or Ground Floor:



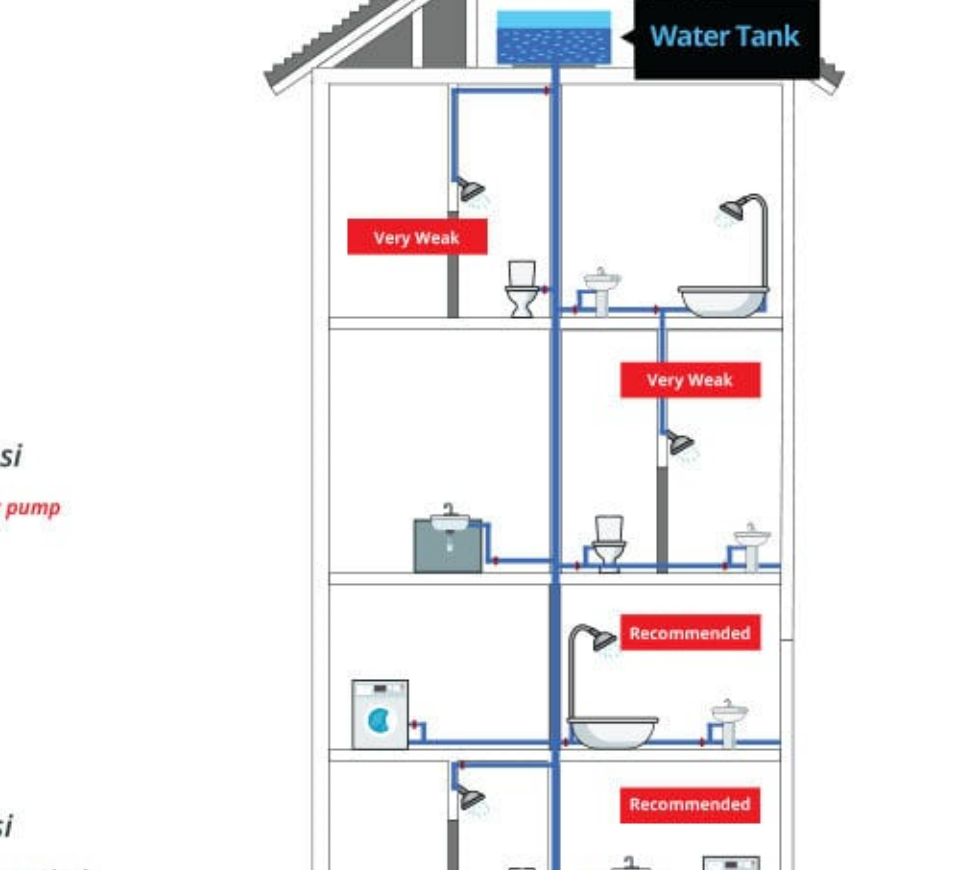
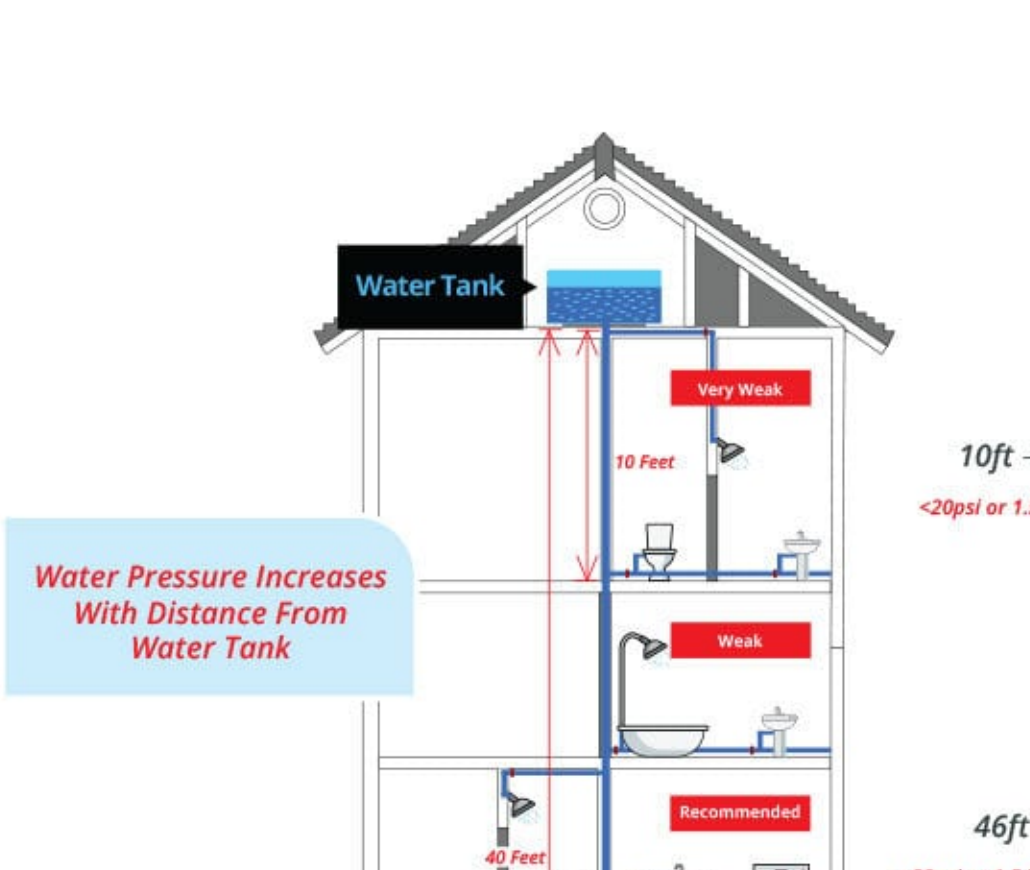
If your water pressure is from the mains, typically it will be higher hence eliminates the need for a centralised domestic water pump.

Water Pressure System from From Water Tank:



If water pressure is from the water tank and your home is 2-3 storeys high, generally you will need a water pump.

Water Pressure System for Apartment /Condominiums:



2 Check for sufficient water pressure.



Comfortable Water Pressure

> 1.5bar or 20psi of water pressure



Booster Pump Water Pressure

4x booster power from normal water pressure.

Option 1: Instant Water Heater With Pump for 1 Shower Point

Inverter Booster Pump



50% Energy Saving

Low Noise Operations <35dB

Durable

Turbo Booster Pump



30% Energy Saving

Low Noise Operations <65dB

Durable

SB Series, SL Series, SC Series

SB Series, SL Series, SC Series

Option 2: Centralised Domestic Water Pump boosts water pressure for the entire house

JHP Series Centralised Water Pump

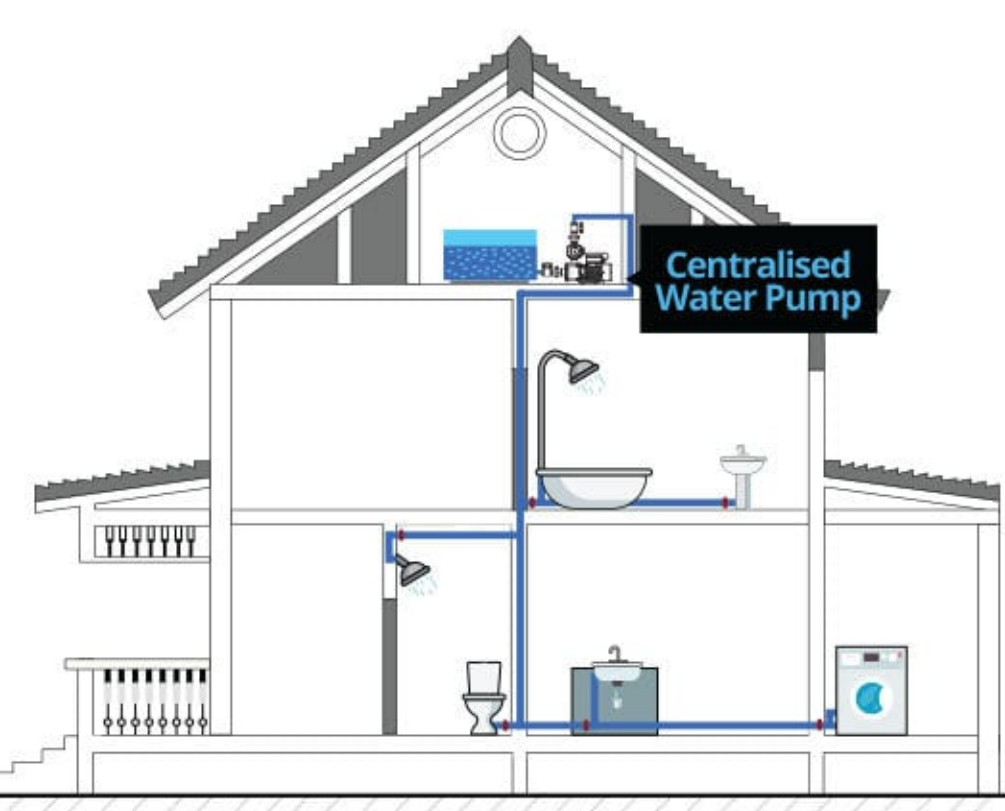
Powerful Booster Pump

Noise Reduction Technology

Multistage Centrifugal Pump



JHP Series



*If a centralised Booster Pump is installed for the house, then your Instant Water Heater does not need a booster pump

3 Choose your accessories.



WITH RAINSHOWER

8" Rainshower Bar Set

5 Spray Option

With Diverter Valve (switches between standard shower & rainshower)

3.8 showerhead



WITHOUT RAINSHOWER


Chrome Slider bar Set, Wall Bracket

1, 3 or 5 Spray Options

Without Diverter Valve (standard shower)

3.8 showerhead

4 Choose your colour.



WHITE

Organic White Plastic

No Coating

Non-UV Resistant



2K Spray

Double Layer Spray Paint Finishing

With Coating - Colour stays longer

Protects from Sun UV Rays

5 Check your installation point.

Plugpoint & Wiring Connection : 15Amp. for 3.6kW

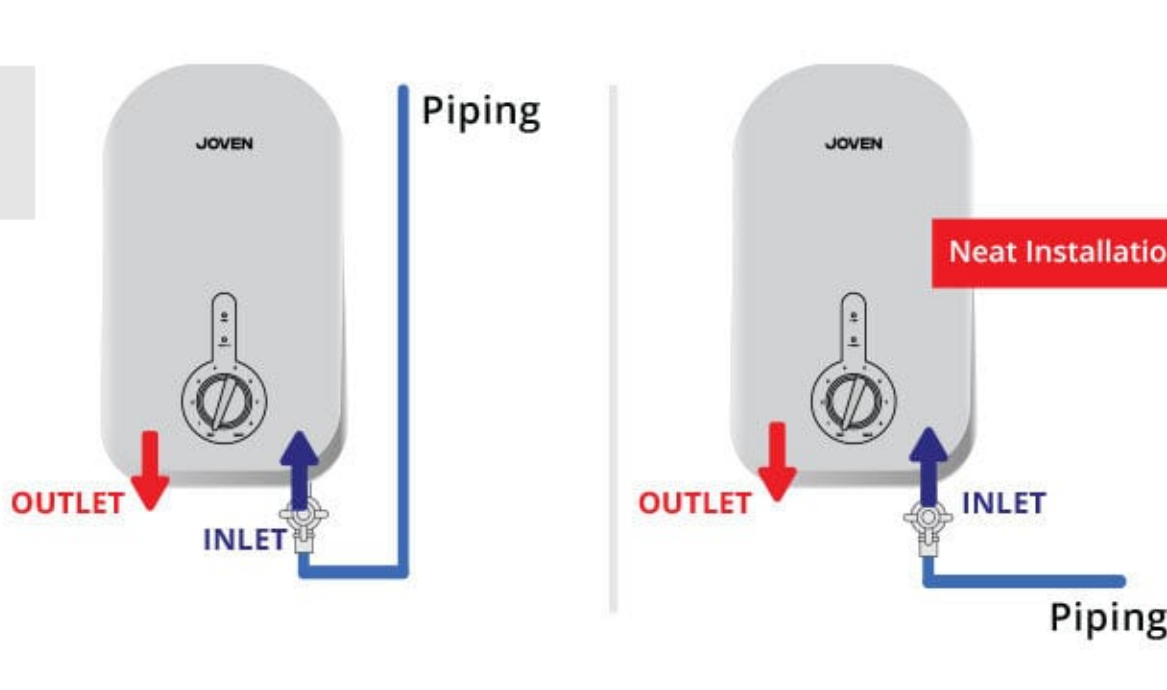
(Recommended concealed wiring behind the water heater wiring hole)

Concealed Wiring & Piping (Recommended)



Piping : 1/2 BSP Std Piping

Piping Outlet at 4ft height connect to water heater inlet valve using elbow, flexible hose or PVC pipe. Heater height to position at eye level around 4.5ft & above from base. Always ensure inlet on the left and outlet on the right.



Sample Guideline for Instant Water Heater Installation

